

NOTES:

* COMMON GROUNDS all go to one of the large bolts attaching engine to clutch housing.

** INDICATOR LIGHT is ON only when high/low gear lever is in the 'S' (start) position. It goes out as soon as alternator is generating current. The light is also a reminder not to leave the high/low shift lever in the 'S' position when shutting down—thus avoiding running down the battery.

Our FE35 WIRING

23C DIESEL ENGINE
(12 volt negative ground)

SENSOR WIRE

(red)

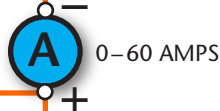
DELCO
10-SI 63 AMP
ALTERNATOR

BATTERY WIRE

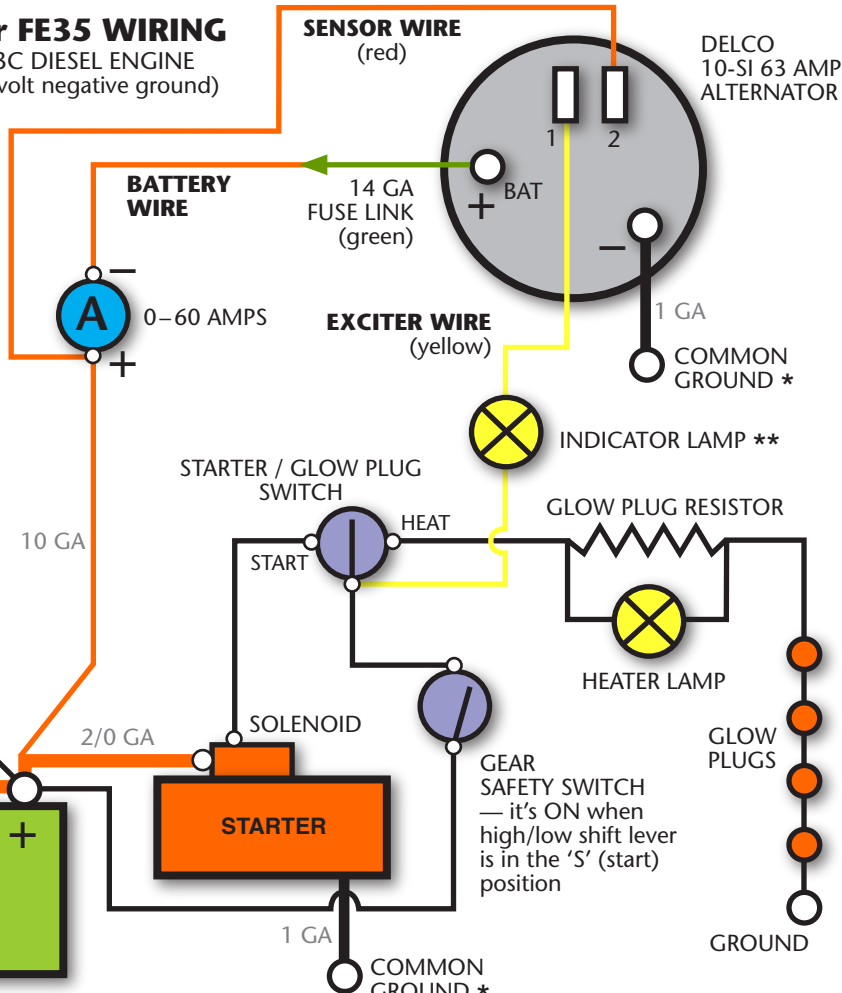
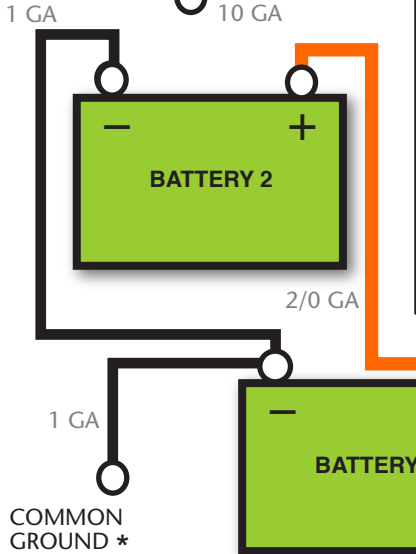
14 GA
FUSE LINK
(green)

EXCITER WIRE

(yellow)



LIGHTS & PLUG
OUTLET (fused)



GLOW PLUGS

GROUND